

Probe Compatibility Table




















The below table show the compatibility of NiloChecker probes with specific equipment brands and models. Nilotech has performed extensive validation of our solution together with equipment manufactures and/or end users. Correct use of equipment is imperative for correct results, and Nilotech encourages all users to contact us with questions and requests for training.

Target	Box-type Incubator	Cook Minc	ESCO MIRI/TL	K-Systems G185	K-Systems G210	Origio/Planer BT37	Vitrolife EmbryoScope/ EmbryoScope+	IVF Workstation	ICSI Station	Warming Blocks/ Heaters	Cryogenic Applications	
Nilotech probe												
Temperature Measurements												
 DT112/-122 Page 11	Shelf temperature	Bottom temperature in chamber						Surface temperature heated table top				
 DT123/-124 Page 13	Temperature inside dish or test tube	Temperature inside dish in chamber						Temperature on heated stage or inside dish	Temperature in test tube			
 DT121 Page 15		Top and bottom temperature in chamber				Top and bottom temperature in chamber						
 PT120 Page 16							Chamber temperature	Temperature on heated stage	Airstream temperature on heated stage			
 PT123 Page 17	Air temperature or temperature in test tube					Chamber temperature in side-port		Temperature in test tube		Temperature in test tube		
 PT125 Page 18	Air temperature or temperature in test tube					Chamber temperature in side-port		Temperature in test tube		Temperature in test tube	Temperature in cryogenic tank	

Probe Compatibility Table



Target	Box-type Incubator	Cook Minc	ESCO MIRI/TL	K-Systems G185	K-Systems G210	Origio/Planer BT37	Vitrolife EmbryoScope/ EmbryoScope+	IVF Workstation	Centrifuge
 Nilotech probe									
Gas Measurements									
	DG126 Page 19 CO ₂ and O ₂ via chamber sample port		CO ₂ and O ₂ via chamber sample port	CO ₂ and O ₂ via sample port	CO ₂ and O ₂ via sample port in chamber lid		CO ₂ and O ₂ via sample port		
	DG112 Page 20 CO ₂ and O ₂ inside chamber		CO ₂ and O ₂ inside chamber						
	DG122 Page 21	CO ₂ and O ₂ output from filter	CO ₂ and O ₂ via chamber sample port			CO ₂ and O ₂ output from filter			
	DMF119 Page 24		Pressure and flow measurement					Pressure and flow measurement	
Other Measurements									
	DH140 Page 22 Humidity inside incubator chamber					Humidity inside incubator chamber		Environmental humidity or humidity inside workstation	
	DLV119 Page 25							Laminar airflow measurements and calculations	
	DLT145 Page 26								Measure RPM in rotational devices