

# Probe Compatibility Table



















The below table show the compatibility of NiloChecker probes with specific equipment brands and models. Nilotech has performed extensive validation of our solution together with equipment manufactures and/or end users. Correct use of equipment is imperative for correct results, and Nilotech encourages all users to contact us with questions and requests for training.

Target	Box-type Incubator	Cook Minc	ESCO MIRI/TL	K-Systems G185	K-Systems G210	Origio/Planer BT37	Vitrolife EmbryoScope/ EmbryoScope+	IVF Workstation	ICSI Station	Warming Blocks/ Heaters	Cryogenic Applications
Nilotech probe											
<b>Temperature Measurements</b>											
<b>DT112/-122</b> Page 11 	Shelf temperature	Bottom temperature in chamber						Surface temperature heated table top			
<b>DT123/-124</b> Page 13 	Temperature inside dish or test tube	Temperature inside dish in chamber						Temperature on heated stage or inside dish	Temperature in test tube		
<b>DT121</b> Page 15 		Top and bottom temperature in chamber				Top and bottom temperature in chamber					
<b>PT120</b> Page 16 							Chamber temperature	Temperature on heated stage	Airstream temperature on heated stage		
<b>PT123</b> Page 17 	Air temperature or temperature in test tube					Chamber temperature in side-port		Temperature in test tube		Temperature in test tube	
<b>PT125</b> Page 18 	Air temperature or temperature in test tube					Chamber temperature in side-port		Temperature in test tube		Temperature in test tube	Temperature in cryogenic tank

# Probe Compatibility Table



Target	Box-type Incubator	Cook Minc	ESCO MIRI/TL	K-Systems G185	K-Systems G210	Origio/Planer BT37	Vitrolife EmbryoScope/ EmbryoScope+	IVF Workstation	Centrifuge
<b>Nilotech probe</b>									
<b>Gas Measurements</b>									
 DG112 Page 19	CO <sub>2</sub> and O <sub>2</sub> inside chamber		CO <sub>2</sub> and O <sub>2</sub> inside chamber						
 DG122 Page 20		CO <sub>2</sub> and O <sub>2</sub> output from filter	CO <sub>2</sub> and O <sub>2</sub> via chamber sample port			CO <sub>2</sub> and O <sub>2</sub> output from filter			
 DG126 Page 21	CO <sub>2</sub> and O <sub>2</sub> via chamber sample port		CO <sub>2</sub> and O <sub>2</sub> via chamber sample port	CO <sub>2</sub> and O <sub>2</sub> via sample port	CO <sub>2</sub> and O <sub>2</sub> via sample port in chamber lid		CO <sub>2</sub> and O <sub>2</sub> via sample port		
 DMF119 Page 22			Pressure and flow measurement					Pressure and flow measurement	
<b>Other Measurements</b>									
 DLV119 Page 23								Laminar airflow measurements and calculations	
 DH140 Page 24	Humidity inside incubator chamber					Humidity inside incubator chamber		Environmental humidity or humidity inside workstation	
 DLT145 Page 25									Measure RPM in rotational devices